

#GreatCommission5T

Tell • Teach • Tend • Transform • Treasure



Diocese of Jamaica

& the Cayman Islands

Sunday School Teachers' Lesson Planning Guide

*Produced by: Mrs. Liz Smith and Rev. Douglas Barnes
2017*

USING *The* SUNDAY SCHOOL CURRICULUM



#GreatCommission5T

Tell • Teach • Tend • Transform • Treasure

The Sunday School Curriculum

The Sunday School Curriculum is a formal compilation of lesson content, activities and songs, based on the Lectionary readings used in the Anglican Church. The guide covers specific liturgical themes and seeks to engage children between 2 – 16 years old, during a period of study, learning, spiritual nurture and preparation to live as Christians in the world.

BENEFITS OF A SUNDAY SCHOOL CURRICULUM

- **A curriculum is important for formal learning and is at the “heart” of any learning.**
- **Using a curriculum has many benefits, such as providing a structure for an educational course and having an end goal that teachers set for their students to reach.**

PURPOSE OF THE SUNDAY SCHOOL CURRICULUM

The Curriculum –

- **helps to keep all learners across the diocese “on the same page” as work towards the same thing – creates unity**
- **Create deep thinkers**
- **Engage learning with meaning and purpose**

PURPOSE OF THE SUNDAY SCHOOL CURRICULUM

- **Helps to equip the teacher**
- **Ensures consistency in content across the Diocese**
- **Establishes commitment by all stakeholders**
i.e. church leaders, teachers, parents and students
- **Encourages follow-up study**
- **Better engages students**
- **Enables a journey of spiritual growth**

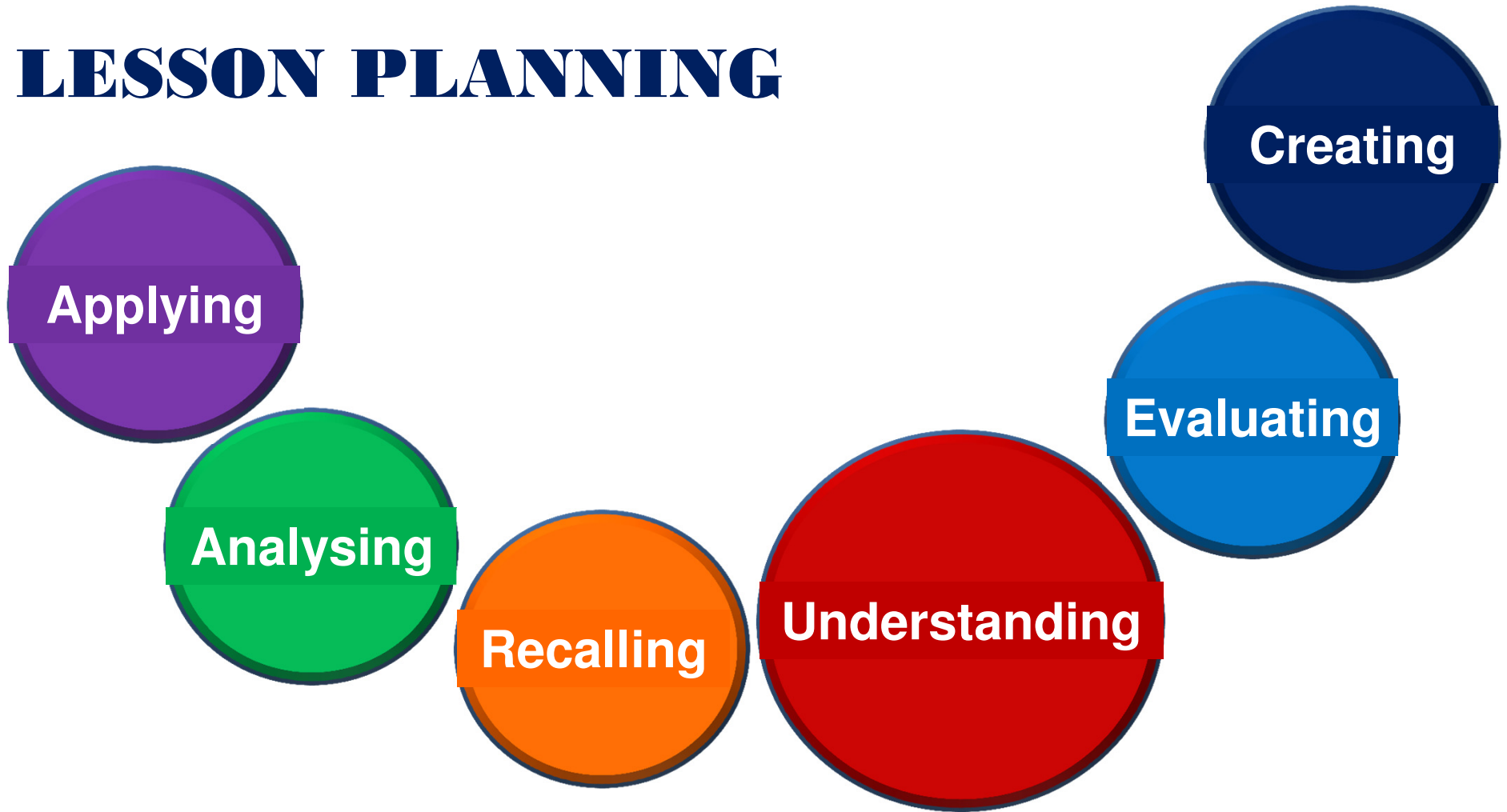
PURPOSE OF THE SUNDAY SCHOOL CURRICULUM

- **Provides potential lesson plans for each day of the Church's calendar year**
- **Aligns the lessons in keeping with those of the Church's calendar**
- **Demonstrates preparation of material that is age appropriate**
- **Ensures that your delivery is in line with the Church's expectations**

LESSON PLANNING




LESSON PLANNING



The Diocese of Jamaica and the Cayman islands has made it possible for all of these areas of learning to take place by providing the Sunday School Curriculum Guide.

LESSON PLANNING

The Diocesan Curriculum Guide provides lesson plans for all age groups but it is not prescriptive. That means, the Guide does not hold you to teaching the material exactly as shown in the book.



LESSON PLANNING



One way that adaptation may be done is by choosing to design a Lesson Plan.

The picture shown here shows the lesson plan used by our sister congregation, St. George', in Grand Cayman.

A Lesson Plan, such as the one shown, is prepared for the Sunday School each week.

LECTIONARY A: FIRST SUNDAY IN LENT

General message	The First Reading attempts to explain how sin and disobedience entered into the relationship between humanity and God. In the Second Reading, Paul seeks to place the power of the free gift as being two spheres of authority to which persons may belong. The Gospel lesson tells about Jesus' wilderness experience through the eyes of Matthew. The Psalms contain David's lament over his sins.		
First Lesson: Genesis 2:15-17, 3:1-7	Second Lesson: Romans 5:12-19	Gospel: Matthew 4:1-11	Psalms: 32
Sermonette / Group Discussion of the Gospel	Leader: Tanya Tomlinson Sermon: The Temptation of Jesus 1 st Sun in Lent Year A Scripture: Then Jesus was led by the Spirit into the wilderness to be tempted by the devil. Matthew 4:1 (NIV) Song: "This Little light of mine" "Shine Jesus Shine" Material: A large foam /cardboard pointing finger		
Prayer	Invite the students to offer their own prayer. Then close with all repeating after the teacher "Father, we are thankful for your Holy Word. Help us to read our Bible daily and hide its words in our heart so that we might be able to resist temptations. In Jesus' me we pray. Amen..		
Sunbeams: 6 & Under	TRUSTING GOD Activities BIBLE STUDY: The Gospel 1. SONG: Into my heart, Into my heart, Come into my heart Lord Jesus. Come in today, Come in to stay, Come into my heart Lord Jesus. 2. CONVERSATION: Talk about times when they don't know what to do because they are torn between what they want to do and what their parents or Jesus wants them to do. Remind them that the best thing that they can do is remember what Jesus told them in the Bible. 3. BIBLE WALKING: Let the children take turns leading the class in a BIBLE WALK around a designated area. Each child should be carrying a Bible up over his/her head during the WALK!! The children should echo the walking leader's words as they're shouted out as a cadence. For example: WE CAN (WE CAN) RESIST (RESIST) TEMPTATION (TEMPTATION) WITH GOD'S WORD (WITH GOD'S WORD). Make it a "beat" for children to march to. If you wish, change the leader for the BIBLE WALKIN' until everyone has had an opportunity to lead. 4. COLORING PICTURE: After talking about the Bible lesson, invite the students to colour the picture of the children expressing kindness to each other.		
Materials	Bible Markers Colouring Page Crayons Assortment of toys		
Review			
Solomon's Minds: 7-10 year olds	GOING THROUGH THE WILDERNESS Activities BIBLE STUDY: The Gospel 1. SONG: Every move I make https://youtu.be/Tr5eUBTCIw 2. CONVERSATION: Jesus is going through what we call a wilderness experience. We will also have those experiences in our lives. This may sometimes cause us to have doubt in ourselves, what we see and know. What kinds of things do you remember that reminds you of God's greatness? In the lesson, Jesus had a great opinion of God and we are reminded to do the same.		

LESSON PLANNING



A banner was designed to give an identity to Sunday School. The banner bears:

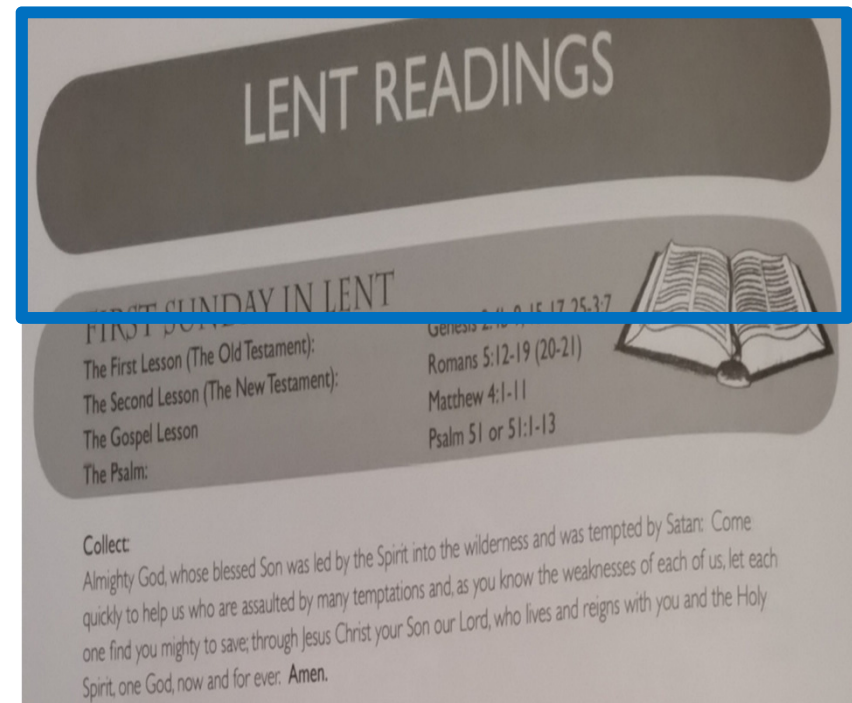
- **The Church's logo**
- **Their motto and overall objective /purpose**
- **Pictures of some of their students**
- **The type of document**

LESSON PLANNING

LECTIONARY A: FIRST SUNDAY IN LENT

General message	The First Reading attempts to explain how sin and disobedience entered into the relationship between humanity and God. In the Second Reading, Paul seeks to place the power of the free gift as being two spheres of authority to which persons may belong. The Gospel lesson tells about Jesus' wilderness experience through the eyes of Matthew. The Psalm contains David's lament over his sins.		
First Lesson: Genesis 2:15-17, 3:1-7	Second Lesson: Romans 5:12-19	Gospel: Matthew 4:1-11	Psalm: 32

The Lectionary year and specific Sunday, in keeping with the Church's calendar, are placed at the top of the page. Lessons for each Sunday and a description of each are also provided. All of this information is derived from the Diocesan Curriculum Guide.



LESSON PLANNING

LECTIONARY A: FIRST SUNDAY IN LENT

General message	The First Reading attempts to explain how sin and disobedience entered into the relationship between humanity and God. In the Second Reading, Paul seeks to place the power of the free gift as being two spheres of authority to which persons may belong. The Gospel lesson tells about Jesus' wilderness experience through the eyes of Matthew. The Psalm contains David's lament over his sins.
<p>The First Lesson (Genesis 2:4b-9, 15-17, 25-3:7) This story attempts to explain how sin and disobedience entered into the relationship between humanity and God.</p> <p>The Second Lesson (Romans 5:12-19 (20-21)) Paul seeks to place the power of sin and the power of the free gift as being two spheres of authority to which persons may belong.</p> <p>The Gospel Lesson (Matthew 4:1-11) The story of the wilderness experience of Jesus is told through the perspective of Matthew.</p> <p>The Psalm (Psalm 51 or 51:1-13) David's lament over his sins is contained in this passage.</p>	

Brief descriptions of the readings are found at the beginning of each group of lessons organized by the Liturgical Season.

LESSON PLANNING

- In some churches, Sunday School begins with a Devotional led by an assigned Team Leader for the day. This is most appropriate when Sunday School begins at the same hour that the (*adult*) community services begin. All other Sunday School teachers ensure the appropriate student attendance by sitting with them and supporting the leader as required.
- In other congregations, Sunday School begins after the gospel is proclaimed and the priest offers a mini-sermon or reflection to the children, blesses them and sends them off with their teachers.



LESSON PLANNING

- In other places Sunday School is held before or after the community service and as such, more can be shared and learned.
- Due to the dynamics of some Sunday schools, all students may be in one class. In this case the whole group may be given a name as well (for example, “*Kingdom Soldiers*”).
- Material covered in this setting has to be at a level that involves every one, as much as possible, so that no one gets left behind. When it is craft (or activity) time then different activities may be given to the different age groups



LESSON PLANNING

First Lesson: Genesis 2:15-17, 3:1-7	Second Lesson: Romans 5:12-19	Gospel: Matthew 4:1-11	Psalm: 32
Sermonette / Group Discussion of the Gospel	Leader: Tanya Tomlinson Sermon: The Temptation of Jesus 1 st Sun in Lent Year A Scripture: Then Jesus was led by the Spirit into the wilderness to be tempted by the devil. Matthew 4:1 (NIV) Song: "This Little light of mine" "Shine Jesus Shine" Material: A large foam /cardboard pointing finger		

The Devotional time should provide an opportunity for all members of the Sunday School family to talk about the day's lesson(s). The mini-sermon/reflection for the particular Sunday may be taken from www.sermons4kids.com or from one of the various available online resources.

<http://www.sermons4kids.com/>



LESSON PLANNING

First Lesson: Genesis 2:15-17, 3:1-7	Second Lesson: Romans 5:12-19	Gospel: Matthew 4:1-11	Psalm: 32
Sermonette / Group Discussion of the Gospel	Leader: Tanya Tomlinson Sermon: The Temptation of Jesus 1 st Sun in Lent Year A Scripture: Then Jesus was led by the Spirit into the wilderness to be tempted by the devil. Matthew 4:1 (NIV) Song: "This Little light of mine" "Shine Jesus Shine" Material: A large foam /cardboard pointing finger		

Team Leader for the day delivers the sermonette.

The Sermon promotes expected behaviour(s).

The Scripture is usually the Gospel lesson.

The song may be the one set in the Curriculum, an appropriate one of the students' choice or one you wish to teach them.

Required material is listed to help prepare for Sunday School.

LESSON PLANNING

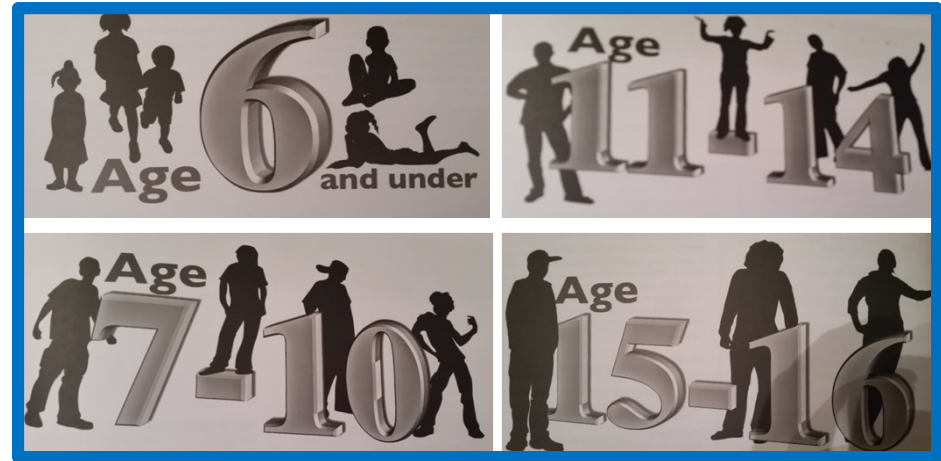
Sermonette / Group Discussion of the Gospel	<p>Leader: Tanya Tomlinson</p> <p>Sermon: The Temptation of Jesus 1st Sun in Lent Year A</p> <p>Scripture: Then Jesus was led by the Spirit into the wilderness to be tempted by the devil. Matthew 4:1 (NIV)</p> <p>Song: "This Little light of mine" "Shine Jesus Shine</p> <p>Material: A large foam /cardboard pointing finger</p>
Prayer	<p>Invite the students to offer their own prayer. Then close with all repeating after the teacher</p> <p>"Father, we are thankful for your Holy Word. Help us to read our Bible daily and hide its words in our heart so that we might be able to resist temptations. In Jesus' me we pray. Amen..</p>

Two or three students are invited to individually pray aloud, followed by a prayer led by the Team Leader for all to repeat. The above prayer was part of the sermonette for this Devotional.



<http://www.sermons4kids.com/>

LESSON PLANNING



Using age group organization for Sunday School, you may give class names, which gives them an identity and a goal to focus on. St. George's uses these:

6 and under

7-10 years

11-14 years

15-16 (and over)

Sunbeams (Noah's Ark for 0-2)

Solomon's Minds

Jesus' Disciples

Fruits of the Spirit

See pages
111, 117, 125
and 132 of
the CG

LESSON PLANNING

Love Joy Peace
Patience
Kindness Goodness
FAITHFULNESS
Gentleness
SELF-CONTROL

Take note that the name, “**Fruits of the Spirit**”, does not discount the **Fruit of the Spirit** as one that bears all of these attributes but that within each member of the Sunday School (*15-16+ year olds*) has a characteristic that stands out above the others. So the underlying goal for this age group is to identify and nurture the good attributes, especially since children at this age group wrestle with identity issues and are at the searching phase of faith development.



LESSON PLANNING



6 and under

Sunbeams (*Noah's Ark for 0-2*)

7-10 years

Solomon's Minds

11-14 years

Jesus' Disciples

15-16 and over

Fruits of the Spirit

LESSON PLANNING

Sunbeams: 6 & Under	TRUSTING GOD Activities	BIBLE STUDY: The Gospel
1. SONG: Into my heart, into my heart, Come into my heart Lord Jesus. Come in today, Come in to stay, Come into my heart Lord Jesus.		
2. CONVERSATION: Talk about times when they don't know what to do because they are torn between what they want to do and what their parents or Jesus wants them to do. Remind them that the best thing that they can do is remember what Jesus told them in the Bible		
3. BIBLE WALKING: Let the children take turns leading the class in a BIBLE WALK around a designated area. Each child should be carrying a Bible up over his/her head during the WALK!! The children should echo the walking leader's words as they're shouted out as a cadence. For example: WE CAN (WE CAN) RESIST (RESIST) TEMPTATION (TEMPTATION) WITH GOD'S WORD (WITH GOD'S WORD). Make it a "beat" for children to march to. If you wish, change the leader for the BIBLE WALKIN' until everyone has had an opportunity to lead.		
4. COLORING PICTURE: After talking about the Bible lesson, invite the students to colour the picture of the children expressing kindness to each other.		

A theme, song and conversation are suggested in the Curriculum Guide

Activities from Sermons4kids

FIRST SUNDAY IN LENT

THEME: TRUSTING GOD

MORNING PRAYER
Pages 6-12 of A Prayer Book for Children

OR

THE PREPARATORY RITES AND THE MINISTRY OF THE WORD
Pages 23-27 of A Prayer Book for Children

All three readings will be done (15 minutes).

General Information (5 minutes)
For the next few weeks we will be looking at some adjectives that the children may learn to describe God. This week the word is GREAT.

Opening Activity (5 minutes)
Start with the chorus, "Into my heart:"

Into my heart,
Into my heart,
Come into my heart, Lord Jesus.
Come in today,
Come in to stay,
Come into my heart, Lord Jesus.

Bible Study: Matthew 4:1-11 (15 minutes)
Share with the students that you know there will be times when they may be unsure of what to do because they are torn between what they want to do and what their parents or Jesus have told them to do. Remind them that the best thing they can do is remember what Jesus told them in the Bible.

Activity (15 minutes)
Divide the students into three groups. Each group represents one of the temptation scenes in the Bible. With the assistance of others, give them paper and crayons and help them draw their respective temptation scene.

Focus Section: (5 minutes)
1 Kings 12:6-16.

Closing Activity (5 minutes)
Have them memorize the following verse:
"One does not live by bread alone but by every word that proceeds out of the mouth of God."

The Apostles' Creed
Page 12 of A Prayer Book For Children.

LESSON PLANNING

Solomon's Minds: 7-10 year olds	GOING THROUGH THE WILDERNESS Activities	BIBLE STUDY: The Gospel
1. SONG: Every move I make https://youtu.be/Tr5eUBTCIw		
2. CONVERSATION: Jesus is going through what we call a wilderness experience. We will also have those experiences in our lives. This may sometimes cause us to have doubt in ourselves, what we see and know. What kinds of things do you remember that reminds you of God's greatness? In the lesson, Jesus had a great opinion of God and we are reminded to do the same.		
3. GREAT LIST: Together write a list of adjectives that describe God's greatness.		
4. BIBLE VERSE BOOKMARKS: Bring strips of construction paper to make bookmarks. Write "YOU SHALL WORSHIP THE LORD YOUR GOD, AND SERVE HIM ONLY". The students will decorate the bookmarks using glitter, crayons, or anything you want! Make it fun. Tell them that they can use the bookmarks as a reminder to quote Scripture verses when they are tempted. They may want to make more for friends and family members. They can also write other verses they know on them.		

Song known by the students
Theme and Conversation as
per the Bible Study
Activity 3 from the CG
Activity 4 from Sermons4kids

FIRST SUNDAY IN LENT

THEME: GOING THROUGH THE WILDERNESS

MORNING PRAYER
Pages 6-12 of A Prayer Book for Children

OR

THE PREPARATORY RITES AND THE MINISTRY OF THE WORD
Pages 23-27 of A Prayer Book for Children

All three readings will be done (15 minutes)

General Information
Read Proverbs 12:1-13. (5 minutes)

Opening Activity
Sing the hymn "Be Thou My Guardian and My Guide" with the students. (15 minutes)

Be thou my guardian and my guide,
and hear me when I call;
let not my slippery footsteps slide,
and hold me lest I fall.

The world, the flesh, and Satan dwell
around the path I tread;
O save me from the snares of hell,
thou Quickener of the dead.

And if I tempted am to sin,
and outward things are strong,
do thou, O Lord, keep watch within,
and save my soul from wrong.

Still let me ever watch and pray,
and feel that I am frail;
that if the tempter cross my way,
yet he may not prevail.

Bible Study: Matthew 4:1-11 (15 minutes)

In the lesson for today, Jesus is undergoing what we would call today a wilderness experience. In our lives there will be times when we will have such wilderness experiences. Usually these times cause us to have moments of doubt, we may doubt ourselves, doubt what we see and know. What will help us through such moments is to remember the greatness of God.

In the passage, we see that Jesus had a very great opinion of God. We are challenged to do the same.

Let them individually write down five adjectives that they would use to describe the greatness of God.

Activity (15 minutes)

Divide the students into three groups and have each group do a drawing depicting one of the temptation scenes. Let them use the verse of Scripture that Jesus quotes as the caption for the temptation scene.

LESSON PLANNING

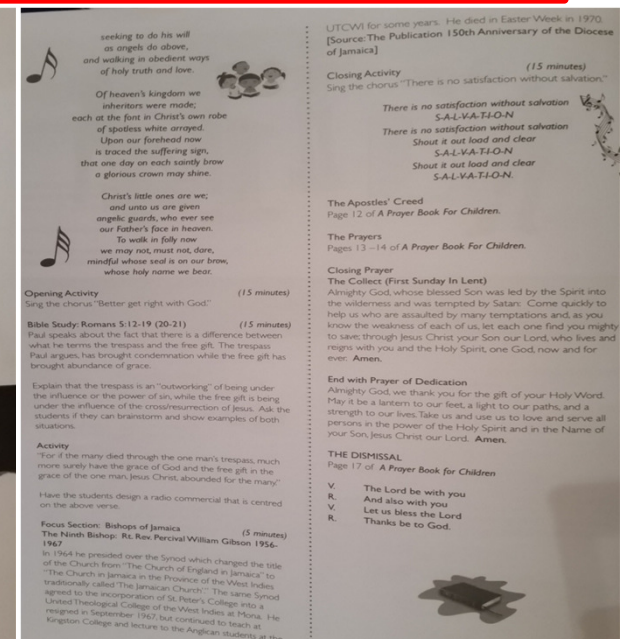
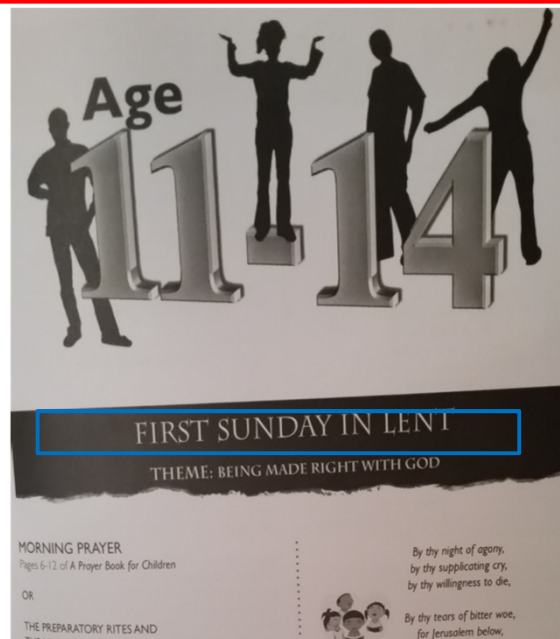
Jesus' Disciples: 11– 14 year olds	BEING RIGHT WITH GOD Activities	BIBLE STUDY: 2 nd Lesson
1.	SONG: Being right with God https://youtu.be/n94zJuD-GzY	
2.	CONVERSATION: Paul speaks about the fact that there is a difference between what he terms the trespass and the free gift. The trespass brought us condemnation and the free gift gives us an abundance of grace. The trespass is an “outworking” of being under the influence of sin. The free gift is being under the influence of the cross /resurrection of Jesus. From the song, Being right with God, list the things that we are encouraged to do. How achievable is this?	
3.	WORD SEARCH: Listen to the song as many times as necessary to write the lyrics.	
4.	TEMPTATION BANNER: Give each student a long piece of paper and some markers. The students will first draw a STONE and write words for that temptation on or around the stone. Then students will draw an outline of a TEMPLE and write some words from that temptation. Then the students can draw some MOUNTAINS under that STONE area, and write the words for that temptation on the mountains. Make sure the children write Jesus' answer from scripture for each temptation.	

Theme, Song and Conversation as per the Curriculum Guide

The picture of page 123 in Curriculum Guide to show the theme

Page 124 to show Song and Bible Study

Activities from Sermons4kids



LESSON PLANNING

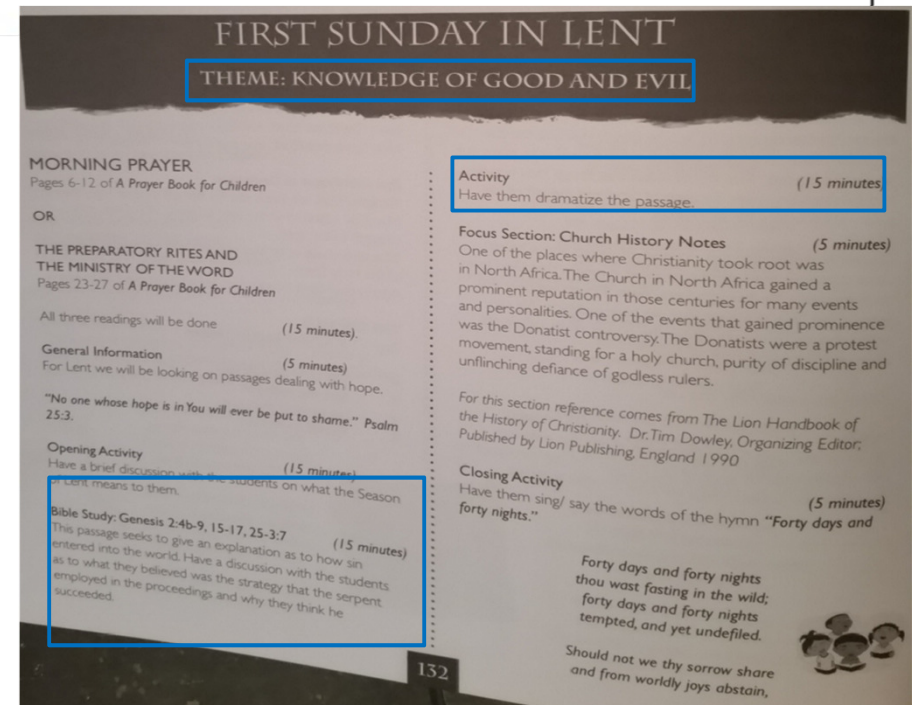
Fruits of the Spirit: 14 years and over	KNOWLEDGE OF GOOD AND EVIL Activities	BIBLE STUDY: 1st Lesson
1. SONG: Being right with God https://youtu.be/n94zJuD-GzY		
2. CONVERSATION: Invite students to talk about the Season of Lent and what it means to them. The Bible lesson seeks to explain how sin entered the world. What do you believe was the strategy that the serpent employed in the proceedings and do you think he succeeded? Encourage students to share.		
3. DANCE CHOREOGRAPHY: Listen to the song and choreograph a dance that could be taught to the other Sunday School students for presentation at Youth Service. OR		
4. TEMPTATION PANTOMIME: Invite the students to create a pantomime representing a temptation for the other Sunday School students to try to guess. When the student's pantomime is guessed correctly, the student will then hold up a sign that says, GOD'S WORD, to let everyone know that every temptation that is guessed can be handled by GOD'S WORD every day!		

Theme and Conversation from the Curriculum Guide

Song for Jesus Disciples group in the Curriculum Guide

Activity 3 from Sermons4kids

Activity 4 amended from the Curriculum Guide



LESSON PLANNING



expressing attitudes to each other.

Materials	Bible Markers Colouring Page Crayons Assortment of toys
Review	
Materials	Bibles Construction Paper Glitter and other decorative material Pencils, pens Scissors PC for song Music
Review	
Materials	Bibles PC Long (Banner) Paper Pens, pencils Markers
Review	Review:
Materials	Bibles PC Pens, pencils GOD'S WORD sign
Review	

Plans for all groups list required material and an opportunity to provide comments of the lessons by way of a Review.
Group plans are colour-coded for ease of reference

LESSON PLANNING

Collect:
Almighty God, whose blessed Son was led by the Spirit into the wilderness and was tempted by Satan: Come quickly to help us who are assaulted by many temptations and, as you know the weaknesses of each of us, let each one find you mighty to save; through Jesus Christ your Son our Lord, who lives and reigns with you and the Holy Spirit, one God, now and for ever. Amen.

The First Lesson (Genesis 2:4b-9, 15-17, 25-3:7)
This story attempts to explain how sin and disobedience entered into the relationship between humanity and God.

The Second Lesson (Romans 5:12-19 (20-21))
Paul seeks to place the power of sin and the power of the free gift as being two spheres of authority to which persons may belong.

The Gospel Lesson (Matthew 4:1-11)
The story of the wilderness experience of Jesus is told through the perspective of Matthew.

The Psalm (Psalm 51 or 51:1-13)
David's lament over his sins is contained in this passage.

St. George's Lesson Plan



"Lead the children to come unto Me"



For the spiritual growth and development of our young people

BIBLE PASSAGES

First Lesson: Genesis 2:15-17, 3:1-7

2:15 Then the LORD God took the man and put him into the garden of Eden to cultivate it and keep it. 16 The LORD God commanded the man, saying, "From any tree of the garden you may eat freely; 17 but from the tree of the knowledge of good and evil you shall not eat, for in the day that you eat from it you will surely die."

The Fall of Man

1 Now the serpent was more crafty than any beast of the field which the LORD God had made. And he said to the woman, "Indeed, has God said, 'You shall not eat from any tree of the garden'?" 2 The woman said to the serpent, "From the fruit of the trees of the garden we may eat; 3 but from the fruit of the tree which is in the middle of the garden, God has said, 'You shall not eat from it or touch it, or you will die.'" 4 The serpent said to the woman, "You surely will not die! 5 For God knows that in the day you eat from it your eyes will be opened, and you will be like God, knowing good and evil." 6 When the woman saw that the tree was good for food, and that it was a delight to the eyes, and that the tree was desirable to make one wise, she took from its fruit and ate; and she gave also to her husband with her, and he ate. 7 Then the eyes of both of them were opened, and they knew that they were naked; and they sewed fig leaves together and made themselves loincloths.

Second Lesson: Romans 5:12-19

12 Therefore, just as through one man sin entered into the world, and death through sin, and so death spread to all men, because all sinned— 13 for until the Law sin was in the world, but sin is not imputed when there is no law. 14 Nevertheless death reigned from Adam until Moses, even over those who had not sinned in the likeness of the offense of Adam, who is a type of Him who was to come. 15 But the free gift is not like the transgression. For if by the transgression of the one the many died, much more did the grace of God and the gift by the grace of the one Man, Jesus Christ, abound to the many. 16 The gift is not like that which came through the one who sinned; for on the one hand the judgment arose from one transgression resulting in condemnation, but on the other hand the free gift arose from many transgressions resulting in justification. 17 For if by the transgression of the one, death reigned through the one, much more those who receive the abundance of grace and of the gift of righteousness will reign in life through the One, Jesus Christ. 18 So then as through one transgression there resulted condemnation to all men, even so through one act of righteousness there resulted justification of life to all men. 19 For as through the one man's disobedience the many were made sinners, even so through the obedience of the One the many will be made righteous.

Gospel: Matthew 4:1-11

The Temptation of Jesus

1 Then Jesus was led up by the Spirit into the wilderness to be tempted by the devil. 2 And after He had fasted forty days and forty nights, He then became hungry. 3 And the tempter came and said to Him, "If You are the Son of God, command that these stones become bread." 4 But He answered and said, "It is written, 'MAN SHALL NOT LIVE ON BREAD ALONE, BUT ON EVERY WORD THAT PROCEEDS OUT OF THE MOUTH OF GOD.'" 5 Then the devil took Him into the holy city and had Him stand on the pinnacle of the temple, 6 and said to Him, "If You are the Son of God, throw Yourself down; for it is written, 'HE WILL COMMAND HIS ANGELS CONCERNING YOU'; and 'ON their HANDS THEY WILL BEAR YOU UP, SO THAT YOU WILL NOT STRIKE YOUR FOOT AGAINST A STONE.'" 7 Jesus said to him, "On the other hand, it is written, 'YOU SHALL NOT PUT THE LORD YOUR GOD TO THE TEST.'" 8 Again, the devil took Him to a very high mountain and showed Him all the kingdoms of the world and their glory; 9 and he said to Him, "All these things I will give You, if You fall down and worship me." 10 Then Jesus said to him, "Go, Satan! For it is written, 'YOU SHALL WORSHIP THE LORD YOUR GOD, AND SERVE HIM ONLY.'" 11 Then the devil left Him; and behold, angels came and began to minister to Him.

The Bible Lessons assigned for the day are also included in the Lesson Plan (pg 108)

LESSON PLANNING



Other activities are usually derived from online resources but may also be found in books or other sources.



Source: <http://childrensbibleonline.com/>

OTHER ACTIVITIES

TEMPTATION BALLS: Give each child an empty paper towel roll and some Styrofoam balls. The child will use the paper towel roll to try to hit the balls into a large garbage pail that has a sign on it which says GOD'S WORD. Count the balls in the pail after each child's turn to see how many "temptation balls" the child got taken care of by GOD'S WORD!

POPCORN KNOCK DOWN: Fill a glass with water and give the children popcorn to throw at the glass to try to knock it over. (Make sure the children stand back far enough so that the glass of water will not tip over.) Tell the children that the popcorn represents TEMPTATION and the glass of water represents GOD'S WORD. Explain to the children that the Word of God is stronger than any temptation we might face.

MAKE ME LAUGH GAME: One person is chosen to sit in the middle of a circle and try not to laugh while everyone else does silly things to try to make the person to laugh. No one is allowed to touch the person. If the person starts laughing, someone else is chosen to try. When you are ready to end the game, ask the children if it was difficult not to laugh even when they really wanted to. Remind students that it is difficult to resist temptation, but with God's help, we can do it.

RESIST THE DEVIL CHALK TALK: The teacher can write or draw a picture that represents a temptation on the chalk board. Let a child come to the board with chalk and write what the BIBLE says about that temptation. OR as another option, the children can take turns drawing a temptation on the chalkboard and the teacher can tell the children what GOD's Word says about that temptation and how to RESIST THE DEVIL. Gather in a circle and pray together to resist the devil when he tries to lead us astray.

GRAHAM CRACKER BIBLE SNACK: Give each child 2 Graham cracker squares which they will stick together with white marshmallow cream and frost with chocolate icing to look like a Bible. Use a toothpick to write HOLY BIBLE on the front or give children a tube of white decorator gel to write those words. This will be their snack for today's lesson!

Song: "This Little Light of Mine"

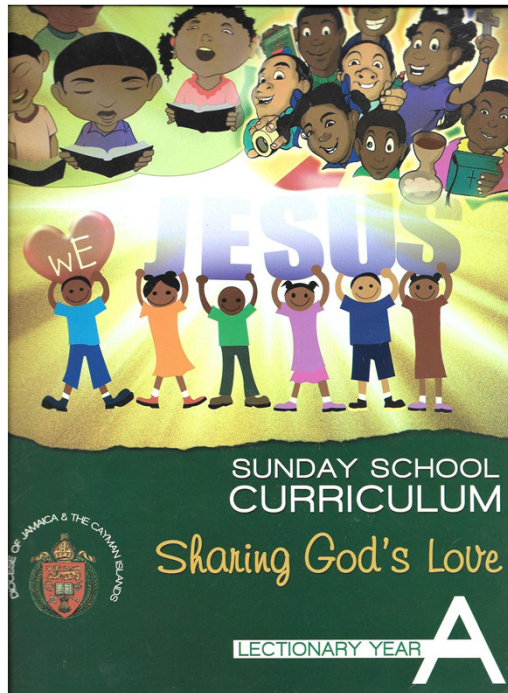
[Words and Music](#) (pdf) [MP3](#) Accompaniment Track (right click to save to your computer)

Song: "The B-I-B-L-E" - Copyright Unknown

[Words and Music](#) (pdf) [MP3](#) Accompaniment Track (right click to save to your computer)

Source: http://www.sermons4kids.com/temptation_of_jesus_group_activities.htm

LESSON PLANNING



The Diocesan Curriculum Guide and SGAC lesson plans are just two of many formats that may be used. Feel free to design your own and share with the rest of us.

St. George's Lesson Plan

"Lead the children to come unto Me"

Anglican Church

For the spiritual growth and development of our young people

LECTIONARY A: FIRST SUNDAY IN LENT

General message	The First Reading attempts to explain how sin and disobedience entered into the relationship between humanity and God. In the Second Reading, Paul seeks to place the power of the free gift as being two spheres of authority to which persons may belong. The Gospel lesson tells about Jesus' wilderness experience through the eyes of Matthew. The Psalm contains David's lament over his sins.		
First Lesson: Genesis 2:15-17, 3:1-7	Second Lesson: Romans 5:12-19	Gospel: Matthew 4:1-11	Psalm: 32
Sermonette / Group Discussion of the Gospel	Leader: Tanya Tomlinson Sermon: The Temptation of Jesus 1 st Sun in Lent Year A Scripture: Then Jesus was led by the Spirit into the wilderness to be tempted by the devil. Matthew 4:1 (NIV) Song: "This Little light of mine" "Shine Jesus Shine" Material: A large foam /cardboard pointing finger		
Prayer	Invite the students to offer their own prayer. Then close with all repeating after the teacher "Father, we are thankful for your Holy Word. Help us to read our Bible daily and hide its words in our heart so that we might be able to resist temptations. In Jesus' me we pray. Amen..		
Sunbeams: 6 & Under	TRUSTING GOD Activities BIBLE STUDY: The Gospel		
1. SONG: Into my heart, Into my heart, Come into my heart Lord Jesus. Come in today, Come in to stay, Come into my heart Lord Jesus.			
2. CONVERSATION: Talk about times when they don't know what to do because they are torn between what they want to do and what their parents or Jesus wants them to do. Remind them that the best thing that they can do is remember what Jesus told them in the Bible.			
3. BIBLE WALKING: Let the children take turns leading the class in a BIBLE WALK around a designated area. Each child should be carrying a Bible up over his/her head during the WALK!! The children should echo the walking leader's words as they're shouted out as a cadence. For example: WE CAN (WE CAN) RESIST (RESIST) TEMPTATION (TEMPTATION) WITH GOD'S WORD (WITH GOD'S WORD). Make it a "beat" for children to march to. If you wish, change the leader for the BIBLE WALKIN' until everyone has had an opportunity to lead.			
4. COLORING PICTURE: After talking about the Bible lesson, invite the students to colour the picture of the children expressing kindness to each other.			
Materials	Bible Markers Colouring Page Crayons Assortment of toys		
Review			
Solomon's Minds: 7-10 year olds	GOING THROUGH THE WILDERNESS Activities BIBLE STUDY: The Gospel		
1. SONG: Every move I make https://youtu.be/Tr5eUBTCIw			
2. CONVERSATION: Jesus is going through what we call a wilderness experience. We will also have those experiences in our lives. This may sometimes cause us to have doubt in ourselves, what we see and know. What kinds of things do you remember that reminds you of God's greatness? In the lesson, Jesus had a great opinion of God and we are reminded to do the same.			

Serve

with your
whole



as if serving the

Lord, not **people.**

Ephesians 6:7

facebook.com/fotfcanada